


Lesson 6

SHOWING THE WAY – WSKAZYWANIE DROGI *PLACES IN THE CITY – OBIEKTY W MIEŚCIE*

vocabulary

słownictwo

cinema	-	kino
hospital	-	szpital
police station	-	komisariat policji
school	-	szkoła
library	-	biblioteka
supermarket	-	supermarket
bank	-	bank
car park	-	parking
church	-	kościół
hotel	-	hotel
railway station	-	stacja kolejowa
museum	-	muzeum
restaurant	-	restauracja
bus stop	-	przystanek autobusowy
taxi rank	-	postój taksówek
petrol station	-	stacja benzynowa
post office	-	poczta
bookshop	-	księgarnia



swimming pool	-	basen
newsagent's	-	kiosk
turn left	-	skrócić w lewo
turn right	-	skrócić w prawo
go straight on	-	iść prosto
go as far as	-	iść aż do
take the first		
turning into left	-	skrócić w pierwszą (ulicę) w lewo
take the second		
turning into right	-	skrócić w drugą (ulicę) w prawo
it's on the right	-	to znajduje się po prawo
it's on the left	-	to znajduje się po lewo
How can I get to?	-	Jak mogę dostać się do.....?
cross the street	-	przejsć przez ulicę

Practise your vocabulary! Przećwicz słownictwo!

Exercise 1

*Find 10 words connected with the city. Write them down below the puzzle.
Odszukaj 10 słów związanych z miastem a następnie zapisz je poniżej.*

kipschoolsgrwkhria
hospitalkudryksaqw
klmuseumlphsdtrew
poustationkpyttuyr
hotelpawedfsfgrswt
dfrscinemaswerpoyt
riqsupermarketrtwi
wrtaxirankwarrazcb
busstopwrtusghsdrw
ypouterwlibraryqwe

1. s _ _ _ _ _
2. h _ _ _ _ _
3. m _ _ _ _ _
4. s _ _ _ _ _
5. h _ _ _ _ _
6. c _ _ _ _ _
7. s _ _ _ _ _
8. t _ _ _ _ _
9. b _ _ _ _ _
10. l _ _ _ _ _



the key: 1 school, 2 hospital 3 museum 4 station, 5 hotel, 6 cinema 7 supermarket, 8 taxi rank 9 bus stop, 10 library




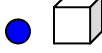


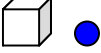
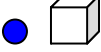

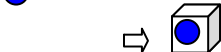
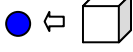
Exercise 2

Write the letters in the correct order to form town features. Ułóż litery w poprawnej kolejności tak aby utworzyły słowa związane z obiektami w mieście.

- r y r a b i l - _ _ _ _ _
- l h o e t - _ _ _ _ _
- o n t i a t s - _ _ _ _ _
- m s u m u e - _ _ _ _ _
- x t a i k r n a - _ _ _ _ _
- i c m a n e - _ _ _ _ _
- p i h o s t l a - _ _ _ _ _
- l o c h s o - _ _ _ _ _
- r a n r e t s u a t - _ _ _ _ _
- r a c r k p a - _ _ _ _ _
- k o o b p o h s - _ _ _ _ _
- s n t a g e w e n s - _ _ _ _ _
- t s o p c e f i o f - _ _ _ _ _
- t r o l p e t s t a i n o - _ _ _ _ _

the key: library, hotel, station, museum, taxi rank, cinema, hospital, school, restaurant, car park, bookshop, newsagent's, post office, petrol station

Here are the prepositions that will help you to locate some places in the city. Oto przyimki, które pomogą Ci w zlokalizowaniu pewnych obiektów w mieście:

in	-	w	
on	-	na	
next to	-	obok	
opposite	-	naprzeciwko	
between	-	pomiędzy	
behind	-	za	
on the right	-	na prawo	
on the left	-	na lewo	
in front of	-	przed	
inside	-	wewnątrz	
outside	-	na zewnątrz	

Exercise 3

Match the prepositions with the pictures. Dopasuj przyimki do obrazków.

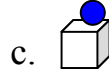
1. between



2. on the right



3. on the left




4. on



5. in



6. in front of



1....., 2....., 3....., 4....., 5....., 6.....

The key: 1 f, 2 a, 3d, 4 c, 5 b, 6 e

Exercise 4

Look at the city plan and answer the questions using the following words: *on the left, next to, opposite, between*. Popatrz na plan miasta i uzupełnij odpowiedzi na pytania następującymi zwrotami: *on the left, next to, opposite, between*.

cinema	hospital	police station	school
Green Street			
library	supermarket	hotel	station

1. Where is the library?
It'sthe cinema.

2. Where is the hospital?
It'sthe cinema and the police station.

3. Where is the school?
It'sthe police station.


4. Where is the hotel?
It'sthe police station.

5. Where is the supermarket?
It'sthe library and the hotel.

6. Where is the station?
It'sthe hotel.

7. Where is the cinema?
It'sof the hospital.

The key: 1 opposite, 2 between, 3 next to, 4 opposite, 5 between, 6 next to, 7 on the left



Read the following dialogues. Przeczytaj następujące dialogi.

Dialogue 1

(Tourist, Police Officer)

Tourist: Excuse me officer. How can I get to the nearest post office?

Police Officer: Go straight on as far as the traffic lights, then turn right and the post office will be on your left, just round the corner.

T: Thank you and goodbye.

P: Not at all. Have a nice stay in Poland. Goodbye.

Exercise 5

Mark the sentences as true or false. Zaznacz zdania jako prawdziwe lub fałszywe.

- | | |
|--|-----|
| 1. The tourist wants to get to the nearest petrol station. | T/F |
| 2. The post office will be on his left, just round the corner. | T/F |
| 3. The tourist must go straight on as far as the roundabout. | T/F |
| 4. The police officer is nice for the tourist. | T/F |

the key: 1 F, 2 T, 3 F, 4 T

Dialogue 2

(Tourist, Police Officer)

Tourist: Excuse me officer. I'm from Ireland and I am for the first time in this city. How can I get to the Victoria Hotel?

Police Officer: Go straight on, then take the second turning into left, go as far as the crossroads and the Victoria Hotel will be on your right.

T: Is it far from here?

PO: No, it's about 10 minutes' walk.

T: Thanks a lot. Goodbye.

PO: Goodbye.

Exercise 6

Answer the questions. Odpowiedz na pytania.

1. Where does the tourist want to get?
2. How far is the hotel?
3. Where is the tourist from?
4. Is he for the second time in this city?

the key (sample answers): 1. He wants to get to the Victoria Hotel.
2. It's about 10 minutes' walk.
3. The tourist is from Ireland.
4. No, he isn't.

Look at the city plan !



Exercise 7

Look at the city plan and answer the questions. Popatrz na plan miasta i odpowiedz na pytania:

How can I get:

1. from the swimming-pool to the hotel?
2. from the post office to the police station?
3. from the railway station to the car park?
4. from the bank to the taxi rank?

The key (sample answers):

1. Go straight on, take the second turning into right, go straight on, cross the street and the hotel will be on your left.
2. Go straight on, take the second turning into left and the police station will be on your right.
3. Go straight on, turn left, then turn right and again go straight on, cross the street and the car park will be on your left.
4. Turn left, go straight on and turn right. The taxi rank will be on your left.

Congratulations!
You've just completed lesson 6!

